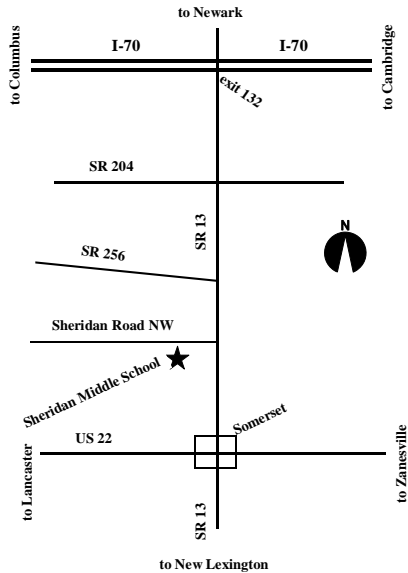



Directions to  
Sheridan  
Middle School:




**Fabric Fair - A Fabricaholics Paradise**

Clean out your fabric closets. Individuals wanting to SELL pieces of fabric 1/8 yard in length or greater, here's your chance. Put your fabric in a clear, self-closing, plastic bag. Enclose an index card with your name, county, yardage, fiber content and asking price. We'll sell your fabric and you get the proceeds. Cash Sales Only!



**People's Choice Contest: Decorated  
Sweatshirt/T-Shirt  
Youth & Adults  
Contest rules enclosed!**

Door Prize Drawing and Contest Winners  
announced at 3:15 p.m. ---  
Must be present to win!!



Scissors sharpened for a nominal fee!!




A light lunch will be available at a  
nominal cost or bring a sack lunch.



**2016  
43rd Annual  
Sewing  
Smorgasbord  
Saturday  
March 19<sup>th</sup>**

**Doors open at 8:30 a.m.  
Classes – 9:15 a.m. – 3:05 p.m.  
Everyone Welcome – Youth and Adults**



**Sheridan Middle School  
8660 Sheridan Road  
Thornville, Ohio  
(Perry County)**

**Cost: \$8.00**

**Sponsored by: The Perry County  
Homemakers**

**No Pre-Registration**

If you have questions, contact 740-743-1602 or e-mail at  
[crshuster1@gmail.com](mailto:crshuster1@gmail.com)

## Classes & Descriptions

**Alterations 101 – 12:15 p.m. OFFERED ONCE**  
(Suzanne Aschenbeck, Sewing Professional, Licking County) **CLASS CANCELLED**

**Appliqué an Easier Way – 10:15 a.m. & 1:15 p.m.**  
(Lenore Meila, Fiber Artist/Instructor, Franklin County)  
Like the look of needle turn appliqué but can't master the technique? Learn the back basting method that makes the process simple and accurate for all skill levels. **Kits: \$2 –only 20 kits available per session. Additional students may observe & receive printed instructions.**

**Basic Beading – 10:15 a.m. OFFERED ONCE** (Kelley Hughes, Owner, Threads for Freedom, Franklin County)  
DIY bead stringing basics make-it & take-it bracelet; a great beginning project. Please bring your reading glasses! **Kit \$10. (Class limit: 8)**

**Basic Alterations for Dresses, Pants and Jackets- 9:15 a.m. & 11:15 a.m.** (Wanda Unger, Sewing Professional, Coshocton County) – We will cover the five basic alterations: Side Seams, Shoulder Seams, Sleeve Length, Sleeve Width, and Hemming. For pants we will cover taking in the waist line which seems to be the most often requested alteration. Feel free to bring questions that you may have about a project you are working on.

**Basics of Cosplay and Cosplay Costuming – 9:15 a.m. & 11:15 a.m.** (Jennifer Zaayer, Sewing Professional, Perry County) Halloween isn't the only time to dress up as your favorite movie, comic, video game, or book character. Cosplay (costume + play) has grown in popularity beyond the floors of comic book conventions. People are interested in recreating or reimagining a variety of characters. Learn common themes & things to consider when designing and/or making costumes.

**Bound for Success – 9:15 a.m. & 11:15 a.m.** (Penny Grubb, Owner, Pleasant Mountain Stitchery, Fairfield County) Learn the continuous binding technique, how to calculate fabric needed and bias vs. straight grain, etc.

**Card Making Basics – 9:15 a.m., 10:15 a.m. & 11:15 a.m.** (Toni Ganson & Tawnya Roberts, Independent Consultants, Close to My Heart, Hocking County) Leave this session with three completed projects. Learn some techniques, color, composition and texture. Bring your own scissors and glue. **Kit \$10. (Class limit: 10)**

**Couching: Make-it & Take-it - 10:15 a.m. & 11:15 a.m.**  
(Linda Root, Sewing Professional, Preble County)  
Couching is the art of sewing cord of all sizes and a variety of other items to make a design on fabric. Couching is an excellent and fun way to use scraps. Couching can be used with other fiber needle art, either with the sewing machine or hand sewing.

**Crochet a Bling Necklace – 11:15 a.m. OFFERED ONCE** (Joyce Lewis, Owner The Yarn Shop, Franklin County) If you missed this class last year and need some great gift ideas, this class is for you. Create bling with an easy crocheted necklace. Supplies needed: H or I crochet hook, 1 skein ladder yarn, ribbon yarn, or sparkly thin yarn, and scissors.

**Fabric Crafting with Kids: Make-it & Take-it – 9:15 a.m. & 12:15 p.m.** (Debbie Pipes, Master Clothing Educator, Perry County and Shanna Peters, Sewing Professional, Perry County) Be inspired and create fun times and memories fabric crafting with your kids and grandkids. Lots of ideas shared plus a "make-it & take-it" project to take home. **Kit \$2.**

**Fabric Postcards – 10:15 a.m. & 12:15 p.m.** (Donnelly Barber, Sewing Professional, Fairfield County) Learn the basics of making a shake-able fabric/paper postcard that can be mailed. These small-sized projects are a great project to make with kids and can be made without a sewing machine. **Kit \$6. (Class limit: 20)**

**Fiber Collage Greetings – 10:15 a.m. & 1:15 p.m.**  
(Rosanna Pryor, Sewing Professional, Noble County)  
Learn wonderful ways to use fabric and other craft "leftovers" to create new projects. Finish with a functional fabric postcard idea; the perfect greeting reflecting your personality.

**From Hobby to Business – 10:15 a.m. & 11:15 a.m.**  
(Melissa Carter, Business Development Specialist, OSU South Centers) An overview on how to market and sell your crafts online-we will cover creating and utilizing websites and online stores, incorporating social media and increasing your visibility through hashtag marketing.

**Hand Embroidery – 1:15 p.m. DOUBLE SESSION OFFERED ONCE** (Kelley Hughes, Owner, Threads for Freedom and Sewing Professional, Franklin County)  
Want to try hand embroidery? Learn this FAST, FUN method; skip the tracing and jump into stitching. Learn both the back and stem stitches on a Dunroven House Cotton Tea Towel. **Kit \$10.** (includes Tea Towel, thread, pattern and needle. Scissors will be available to share or bring your own if you prefer.) **(Class limit: 12)**

**Introduction to Traditional Hooking – 10:15 a.m. & 1:15 p.m.** (Maddy Fraioli, Owner Rosehill Designs, Muskingum County) Traditional and punch needle hooking techniques will be shared. Materials, tools and equipment will be on display, as well as samples of finished work. Historical and contemporary trends will be discussed.

**Introduction to Needle Felting in 2 & 3 Dimensions – 9:15 a.m. & 11:15 a.m.** (Jane Evans, Artisan, Muskingum County) Needle felting wool is easy and fun with only a few tools and wool. Learn how to felt decorations on any fabric and make objects for fun or functional ones such as dryer balls.

**Know Your Sewing Machine – 11:15 a.m. OFFERED ONCE** (Chuck Lewis, Owner Chuck's Sewing Machine Repair, Muskingum County) Get to know your sewing machine. Learn how to maintain and troubleshoot your machine.

**Learning about Looms – 9:15 a.m. & 11:15 a.m.** (Mary Jeanne Goss, Artisan, Hocking County) Want to learn to weave? What loom is right for you? We'll look at a variety of looms and discuss their uses and styles to determine what piece of equipment would be best for the projects you have in mind.

**Make-it & Take-it Knitted Cable Bracelet – 9:15 a.m. DOUBLE SESSION – OFFERED ONCE – Experienced Knitters Only** (Laura Vanduesen, Sewing Professional, Licking County) Do you love cables but fear them? Learn how easy they are! Must know how to cast on and bind off, knit and pearl. Please bring 19 yards worsted weight yarn, size 9 (or so!) needles, cable needle or short double pointed needle, scissors, and yarn needle. **(Class limit: 24)**

**Needle Tatting for Beginners – 9:15 a.m. & 12:15 p.m. DOUBLE SESSION** (April Hewlett, Sewing Professional, Perry County) Learn the art of needle tatting (poor man's lace) in this beginner's course. Supplies needed: #5 tatting needle with size 5 or #10 crochet thread.

**Supplies available for a small fee. (Class limit: 10)**

**Paper Piecing – 9:15 a.m. & 11:15 a.m.** (Janice Wogan, Sewing Professional, Morgan County) Learn to make perfect points the easy way.

**Quick Gifts for Giving or Teaching - 12:15 p.m. & 2:15 p.m.** (Londa Burkett, Master Clothing Educator, Wood County) These items are not hard to construct, but allow for LOTS of creativity! Each project offers basic sewing skills which make them great teaching tools, yet are not "too simple" for the accomplished sewer. Examples will be shown of felting, binding, fabric folding, quilting, embroidery projects and more!

**Rag Quilts from Jeans – 10:15 a.m. & 12:15 p.m.- CLASS CANCELLED**

**Ribbon Work: Make-it & Take-it – 1:15 p.m. & 2:15 p.m.** (Linda Root, Sewing Professional, Preble County) Most people think of ribbon work as the flowers in needlework such as embroidery or crewel. Come explore a variety of samples; what "ribbon work" means to some is very different to others. This class is for individuals with a basic understanding of hand sewing.

**Scrapbooking – 1:15 p.m. & 2:15 p.m.** (Toni Ganson & Tawnya Roberts, Independent Consultants, Close to My Heart, Hocking County) Learn different techniques, color, composition and texture in this class where you'll make a 2-page layout. Bring scissors and glue. **Class cost \$14 (Class limit: 10)**

**Sewing Secrets – 12:15 p.m. & 2:15 p.m.** (Sunny Hickey, Sewing Professional, Miami County) Construction techniques gleaned from years of various sewing seminars and classes are explained in a lecture-demonstration format. Samples of techniques plus finished garments showing the techniques will be displayed.

**Sewing for The Stage – 2:15 p.m. OFFERED ONCE** (Suzanne Aschenbeck and Eunice Hayes - Sewing Professionals, Licking County) **CLASS CANCELLED**

**Smocking 101 – 9:15 a.m. & 12:15 p.m.** (Daphne Hedgecock, Master Clothing Educator, Madison County) Learn the basic smocking stitches and start your own smocked Christmas ornament. You need to bring sharp scissors. **Kits: \$5 (Class limit: 8)**

**Spotting Good Fit – 11:15 a.m. & 2:15 p.m.** (Daphne Hedgecock, Master Clothing Educator, Madison County) Each day we put on garments hoping they make us look great. This class will cover how fit can make or break how good we look in an outfit. We'll work on spotting good fit and talk about how garments should be worn.

**String Quilt: Quilt As You Go – 1:15 p.m. & 2:15 p.m.** (Janice Wogan, Sewing Professional, Morgan County) Use your scraps and have a completed quilt when you finish piecing.

**Substituting Yarns – 1:15 p.m. OFFERED ONCE** (Joyce Lewis, The Yarn Shop, Franklin County) Have you ever found that perfect pattern and couldn't locate the suggested yarn? Come and let me help you select alternative yarns for your project. We'll talk about yarn weights, needle size, gauge and the evil **switch**.

**Successful Serging – 10:15 a.m. & 1:15 p.m.** (Tina Milenovic, Sewing Professional, Fairfield County) Dust off your serger/overlock machine and unlock its potential. Or are you considering investing in a serger and want to know if it's right for you? This class will address why/how a serger can greatly augment your sewing experience. Learn basic and decorative stitches. Serger threading and maintenance will also be demonstrated.

**The Anything Bag – 12:15 p.m. & 2:15 p.m.** (Eleanor Berry, Sewing Professional, Fairfield County) This class will demonstrate a simple lined or unlined bag that lends itself to a variety of shapes, fabrics and embellishments.

**Tote Bags – 9:15 a.m. & 1:15 p.m. CLASS CANCELLED**

**Trash to Couture – 12:15 p.m. & 2:15 p.m.** (Michaela Peffers, State 4-H Fashion Board Member, Tuscarawas County) This session will show how you can take things you already have – and turn them into things you LOVE! From your brother's flannel shirt to a typical garage sale headboard to your favorite white jeans. You'll go home and look at "your stuff" in an entirely different way!

**Using Foam to Create Costumes and Props for Beginners – 1:15 p.m. & 2:15 p.m.** (Jennifer Zaayer, Sewing Professional, Perry County) What does the average costume maker do when they need to create armor, helmets or weapons? They turn to craft foam and floor mats! Eva foam, used in craft foam, anti-fatigue mats and children's floor mats, can be cut, shaped, and painted to create a variety of costume pieces and props. Learn what is available to the average person, how to cut, shape and glue foam, and finishing techniques.

**Zippers 411 – 12:15 p.m. & 2:15 p.m.** (Diane Jess, Master Clothing Educator, Champaign County) Zippers need not be frustrating or difficult. Come and learn tips and techniques for inserting several types of zippers including a fly front.

## Class Schedule

*(Please remember to turn off all cell phones.)*

### 9:15 a.m.

- ♥ Basic Alterations for Dresses, Pants & Jackets
- ♥ Basics of Cosplay and Cosplay Costuming
- ♥ Bound for Success
- ♥ Card Making Basics
- ♥ Fabric Crafting with Kids
- ♥ Introduction to Needle Felting
- ♥ Learning about Looms
- ♥ Make-it & Take-it Knitted Cable Bracelet – **DOUBLE SESSION**
- ♥ Needle Tatting for Beginners – **DOUBLE SESSION**
- ♥ Paper Piecing
- ♥ Smocking 101
- ♥ Tote Bags

### 10:15 a.m.

- ♥ Appliqué an Easier Way
- ♥ Basic Beading – **OFFERED ONCE**
- ♥ Card Making Basics
- ♥ Couching
- ♥ Fabric Postcards
- ♥ Fiber Collage Greetings
- ♥ From Hobby to Business
- ♥ Introduction to Traditional Hooking
- ♥ Make-it & Take-it Knitted Cable Bracelet – **DOUBLE SESSION - continued**
- ♥ Needle Tatting for Beginners – **DOUBLE SESSION - continued**
- ♥ Rag Quilts from Jeans- **Cancelled**
- ♥ Successful Serging

### 11:15 a.m.

- ♥ Basic Alterations for Dresses, Pants & Jackets
- ♥ Basics of Cosplay and Cosplay Costuming
- ♥ Bound for Success
- ♥ Card Making Basics
- ♥ Couching
- ♥ Crochet a Bling Necklace – **OFFERED ONCE**
- ♥ From Hobby to Business
- ♥ Introduction to Needle Felting
- ♥ Know Your Sewing Machine – **OFFERED ONCE**
- ♥ Learning about Looms
- ♥ Paper Piecing
- ♥ Spotting Good Fit

### 12:15 p.m.

- ♥ Alterations 101 – **OFFERED ONCE**
- ♥ Fabric Crafting with Kids
- ♥ Fabric Postcards
- ♥ Needle Tatting for Beginners – **DOUBLE SESSION**
- ♥ Quick Gifts for Giving or Teaching
- ♥ Rag Quilts from Jeans- **Cancelled**
- ♥ Sewing Secrets
- ♥ Smocking 101
- ♥ Trash to Couture
- ♥ The Anything Bag
- ♥ Zippers 411

### 1:15 p.m.

- ♥ Appliqué an Easier Way
- ♥ Fiber Collage Greetings
- ♥ Hand Embroidery – **DOUBLE SESSION – OFFERED ONCE**
- ♥ Introduction to Traditional Hooking
- ♥ Needle Tatting for Beginners – **DOUBLE SESSION – continued**
- ♥ Ribbon Work
- ♥ Scrapbooking
- ♥ String Quilt – Quilt as You Go
- ♥ Substituting Yarns – **OFFERED ONCE**
- ♥ Successful Serging
- ♥ Tote Bags
- ♥ Using Foam to Create Costumes and Props

### 2:15 p.m.

- ♥ Hand Embroidery – **DOUBLE SESSION – CONTINUED**
- ♥ Quick Gifts for Giving or Teaching
- ♥ Ribbon Work
- ♥ Scrapbooking
- ♥ Sewing for the Stage – **OFFERED ONCE**
- ♥ Sewing Secrets
- ♥ Spotting Good Fit
- ♥ String Quilt – Quilt as You Go
- ♥ The Anything Bag
- ♥ Trash to Couture
- ♥ Using Foam to Create Costumes and Props
- ♥ Zippers 411

### Sewing Smorgasbord Exhibitors

A Touch of Thread Quilting Gallery, Doug & Martha Creasy, Zanesville  
Balancing Point Studio, Jo Ettore, Franklin County  
Eileen's Basket & Totes, Eileen Barnes, Reynoldsburg  
Sew Special Network, Bonnie Perkins & Rebecca Brownfield, Danville  
The Yarn Shop, Joyce Lewis, Columbus  
Me & Mom's Custom Creations, Jane Toki, Avondale  
Chuck's Sewing Machine Repair, Chuck Lewis, Zanesville  
Rosehill Designs, Maddy Fraioli, Roseville  
Threads for Freedom, Kelley Hughes, Columbus  
Newborns in Need Greater Newark Chapter, Marty Rupp  
Birds in a Cage, Shirley Tisdale, Heath  
Pleasant Mountain Stitchery, Penny Grubb, Lancaster  
Valhalla Acres Fiber Farm, Jane Evans, Hopewell  
Central Ohio Weavers Guild, Lenore Meila, Columbus  
Susie "Q" Designs, Linda Root, West Manchester  
Origami Owl, Teresa Faulkner, Logan  
Scentzy, Tonya Shaffer, Logan  
Around The World Treasures, Margaret Myers, Shelby  
Dan's Woodworking & Crafts, Dan Cook, New Plymouth  
Back Off Now Security, John Davis, Lancaster  
Restyle Crafts, Sherry Smith, Lancaster  
Jewelry, Barry Parker, Groveport  
Jamie's Jazzie Jewelry, Jamie Hurd, Sugar Grove  
Lunn Fabrics, Nancy Jo Meyer, Lancaster  
4 Generation Crafters, Katrina McGlothlin, Junction City  
Avon, Rita Francis, Amanda