

Fabric Fair - A Fabricaholics Paradise

Clean out your fabric closets. Individuals wanting to SELL pieces of fabric 1/8 yard in length or greater, here's your chance. Put your fabric in a clear, self-closing, plastic bag. Enclose an index card with your name, county, yardage, fiber content and asking price. We'll sell your fabric and you get the proceeds. Cash Sales Only!




People's Choice Contest: Reading/Pocket Pillow

Youth & Adults

Contest rules: <https://perry.osu.edu>

Door Prize Drawing and Contest Winners
announced at 3:15 p.m. ---
Must be present to win!!



Scissors sharpened for a nominal fee!!



A light lunch will be available at a
nominal cost or bring a sack lunch.



Sewing Smorgasbord Exhibitors

Sew Special Network, Bonnie Perkins, Danville
Barnes and Soapel, Eileen & Rick Barnes, Reynoldsburg
Carriage House Printery, Shannon Frankhauser, Carroll
Chuck's Sewing Machine Repair, Chuck Lewis, Zanesville
Newborns in Need: Greater Newark Chapter, Marty
Rupp, Johnstown

The Yarn Shop, Joyce Lewis, Columbus
Birds in a Cage, Shirley Tisdale, Heath
Ann's Baskets, Ann Cornell, Lancaster
Hotel Millersburg's 1847 Quilt Retreat Center, Teenia
Geig, Millersburg

Lazy J Quilting, Sheteara Cornmesser, Johnstown
Mt. Vernon Sewing Center, Mt. Vernon
Nana's Temptations, Nadine Cain, Corning
Ohio Make it With Wool, Director, Daphne
Hedgecock

American Sewing Guild, Columbus Chapter
Four Generation Crafters, Judy Weaver, Junction City
Zane Trace Button Club, Sheila Humphreys, Pataskala
Stitches by Sara, Sara Pipes, Newark
Wayne County Stitchers, Nancy Porter, Wooster

No Pre-Registration

If you have questions, contact 740-405-7891 or e-mail at
crshuster1@gmail.com




2022 47th Annual Sewing Smorgasbord

Saturday March 19th

Doors open at 8:30 a.m.

Classes – 9:15 a.m. – 3:05 p.m.

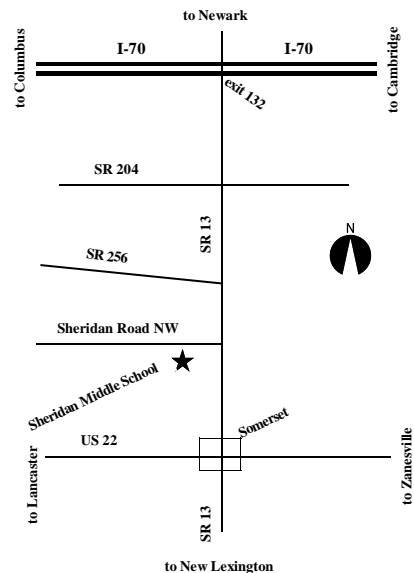
Everyone Welcome – Youth and Adults



**Sheridan Middle School
8660 Sheridan Road
Thornville, Ohio
(Perry County)**

Cost: \$10.00

Directions to
Sheridan
Middle School:



Classes & Descriptions

A Tisket, A Tasket, Ann's Woven Baskets – 10:15 a.m. & 2:15 p.m. (Ann Cornell, Basket Weaver, Fairfield County) Learn basic basket weaving techniques.

Beginning Crochet – 11:15 a.m. & 1:15 p.m. (Deanna Johnson, Needlework Enthusiast, Franklin County and Angela Hammond, Needlework Enthusiast, Perry County) A hands-on class where you will learn the basics of crochet, supplies needed, how to hold the crochet hook, how to make a slip knot, chain stitch, and single, double and treble crochet while making a simple item. Bring a light-colored, (dark colors are difficult for beginners to see stitches) 4-ply yarn, size J/10 crochet hook and a pair of scissors. **Class Limit: 18**

Beginning Needle Tatting – (Double Sessions) – 10:15 a.m. – 12:05 p.m. & 1:15 p.m. – 3:05 p.m. (April Hewlett Williams, Needlework Enthusiast, Fairfield County) Learn basic techniques for beginner's Needle Tatting. Learn the art of making "poor man's lace". Bring a #5 tatting needle, #10 crochet thread and scissors **OR Kit Available: \$10.00 Class Limit: 10**

Beginning Shuttle Tatting – 12:15 p.m. OFFERED ONCE (Eunice Hayes, Sewing Professional, Licking County) Students will learn the basic Shuttle Tatting Technique and a little history of tatting lace. **Class Fee: \$3.00 (cost of shuttle). Class Limit: 15**

Broomstick Lace Scarf – 2:15 p.m. OFFERED ONCE (Joyce Lewis, Owner, The Yarn Shop, Columbus) Learn a beautiful and traditional crochet stitch while making a lovely scarf. It will capture the attention of your friends and family. You need to know how to chain and single crochet. Bring an I-9 crochet hook and 1 skein of #4 acrylic yarn. Instructions and pattern for the scarf are provided. **Class supplies: \$5.00 Class Limit: 12**

Burrito Pillowcase – 9:15 a.m. & 12:15 p.m. (Laura VanDeusen, Sewing Enthusiast, Licking County) It's sew easy! Perfect class for beginners. Just 3 seams make a cute pillowcase in 2 sizes – bed and travel (kids, wheelchairs, cars, etc.) Kits available to take and make.

Crafting on a Budget – 11:15 a.m. & 2:15 p.m. (Shanna Peters, Sewing Enthusiast, Perry County) This session will showcase 20 craft ideas featuring items from the dollar store to brighten your home.

Comfy and Classy: Sewing Casual Clothes for Work and Play – 10:15 a.m. & 1:15 p.m. (Melanie Duggins, Sewing Enthusiast, Licking County) Get started sewing your own comfy and classy clothing by exploring the best choices of fabrics and patterns while learning techniques to give you a successful experience.

Defining Detail: Quilting Basics and Beyond – 11:15 a.m. & 2:15 p.m. (Christina Milenovic, Sewing Enthusiast, Fairfield County & Melanie Duggins, Sewing Enthusiast, Licking County) This class will help quilting

beginners understand basic terms and techniques, overviews of various quilting tools, and learn about methods to expand your quilting adventure. Both hand and machine quilting will be included.

Denim Re-imagined – 11:15 a.m. and 2:15 p.m. (Bonnie Perkins, Director, Sew Special Network, Knox County) Learn how to recycle/upcycle your jeans into cute bags, hot pads, placemats, trivets, etc.

Design Details: Pick a Pocket – 2:15 p.m. OFFERED ONCE (Kathryn Coursen, Master Clothing Educator, Hocking County) Love an outfit, but it needs a pocket? Learn how to create a "welt pocket" in sweats; add an "in seam" pocket in a dress and how to make a patch pocket without a pattern.

Door Hanging Christmas Tree – 11:15 a.m. & 2:15 p.m. (Barbara Helmecky, Sewing Enthusiast, Wayne County) Everyone should have a Christmas Tree door hanger decorated with battery lights and more.

Fidget Quilts – 11:15 a.m. OFFERED ONCE (Cindy Shuster, OSU Extension Emeriti, Perry County) Fidget Quilts are designed to keep hands busy, help restore calm and alleviate agitation. Learn how to make a Fidget Quilt covered with embellishments and trims.

Group Quilt Projects & Coordinating Pillow Sham – 9:15 a.m. & 12:15 p.m. (Sally Banfield, Sewing Enthusiast, Perry County) Groups make quilt blocks to be assembled into quilts for display, charity or fundraising efforts. Ideas about appropriate patterns, matching project difficulty to the group's skill set and squaring the blocks will be discussed. Additionally, learn how to utilize leftover material to make a coordinating pillow sham to enhance your quilt for display or storage.

It's a Wrap: Fabric Coil Coasters and Baskets – 9:15 a.m. & 10:15 a.m. (Bobblin Miller, Sewing Enthusiast, Franklin County) Learn how to make a coaster or basket by wrapping/rolling fabric on a cord.

Jewelry Making 101: Quick and Easy Earrings – Make-it & Take-it – 9:15 a.m. & 12:15 p.m. (Nadine Cain, Sewing Enthusiast, Perry County) Learn the basics of making earrings – post, clip and drop. Try your skills at making a pair of drop earrings. **Kit Fee: \$5.00 Class Limit: 18**

Keepsake Memory Bears from Loved Ones Clothing – 9:15 a.m. & 1:15 p.m. (Becky Pettet, Sewing Enthusiast, Morgan County) Learn how to turn loved ones clothing into a cherished memory bear or pillow.

Know Your Sewing Machine – 10:15 a.m. and 1:15 p.m. (Chuck Lewis, Owner, Chuck's Sewing Machine Repair, Muskingum County) Get to know your sewing machine. Learn how to maintain and troubleshoot your machine.

Learn Tunisian Crochet – 10:15 a.m. & 12:15 p.m. (Joyce Lewis, Owner, The Yarn Shop, Columbus) It's quick and easy and is the only crochet that looks like knitting. If you know how to chain and single crochet, you can make this Tunisian Crochet scarf. You will need to bring a 10" afghan hook size J or K and 1 skein of #4 acrylic yarn **OR these supplies can be purchased in class for \$10.00. Instructions and pattern are provided. Class Limit: 6**

Make and Take Knitted Wash Cloth – (Double Sessions) – 9:15 a.m. - 11:05 a.m. & 12:15 p.m. - 2:05 p.m. (Kim Thomas, Knitting Enthusiast, Perry County) Participants will be led through an easy to follow knitted wash cloth pattern with scrubby yarn. **Skeins of yarn can be purchased for \$5.00 or bring your own.** Please bring a pair of knitting needles U.S. size 6, 7, or 8. **Class Limit: 10**

Needle Pie (A lesson in how to use my Circle Sewing Attachment) – **11:15 a.m. & 1:15 p.m.** (Jill Bennet, Sewing Enthusiast, Franklin County) Learn how to use a circular sewing attachment to create a Needle Pie; a cute needle case that helps organize both hand and machine sewing needles.

Notions, Gadgets, and Tools we Love – 11:15 a.m. & 2:15 p.m. (Gail Irwin, Quilting Professional, Licking County) Compiled by the Heart of Ohio Quilters, the instructor will present and demonstrate 30 – 40 sewing gadgets that save time and improve sewing.

Pants Primer – 1:15 p.m. OFFERED ONCE (Daphne Hedgecock, Master Clothing Educator, Madison County) Everything you need to know to select, custom fit and finish a pants pattern you'll love.

Pillow Wraps for all Seasons – 10:15 a.m. & 11:15 a.m. (Patti Lebens, Sewing Professional, Franklin County) Learn how to make seasonal pillow wraps; one for each season, using scraps and/or small pieces of fabric.

Quilted Coats 101 – 10:15 a.m. & 12:15 p.m. (Shateara Cornmesser, Owner, Lazy J Quilting, Licking County) In this class we will discuss pattern choice, batting, and finishing techniques. I will also share my tips and tricks for getting the best finished results.

Ready to Buy a Longarm Quilting Machine? Tips and Tricks to Get you Started – 9:15 a.m. & 12:15 p.m. (Mindy Kshywonis, Quilting Professional, Licking County) This class will include information about different types of long arm machines, choosing and setting up your space, tips on thread choice, rulers and tension, and basics for starting your long arm challenge.

Scrapstastic! – 10:15 a.m. & 1:15 p.m. (Lisa Stough, Sewing Enthusiast, Licking County and Katelyn Hampton, Sewing Enthusiast, Licking County) Ways to collect, store and use your cotton fabric scraps. Fun, easy things to make from your scrap stash, including things to use, gift or donate to those in need.

Sewing Tool Tote and Mug Organizer – 12:15 p.m. & 2:15 p.m. (Nancy Porter, Sewing Enthusiast, Wayne County) Learn how to make a tool tote and a mug organizer that will fit all the sewing tools you will need. This project is fat-quarter friendly.

Size Wise: How do I Select the Correct Pattern Size? – 9:15 a.m. OFFERED ONCE (Daphne Hedgecock, Master Clothing Educator, Madison County) Selecting the correct pattern size is confusing and frustrating, especially if your body measures different on the top and bottom. Learn how to understand pattern fitting and how to work with any pattern to make it match your body for successful results.

Successful Serging – 9:15 a.m. & 12:15 p.m. (Christina Milenovic, Sewing Professional, Fairfield County) Need to dust off your serger/overlock machine and unlock its potential? Are you considering investing in a serger and want to know if it's right for you? This introductory class will address why and how a serger can greatly augment your sewing experience. Learn basic and decorative stitches, threading and maintenance.

Vinyl Mesh Tote – 9:15 a.m. & 1:15 p.m. (Jane Toki, Sewing Enthusiast, Muskingum County) Totes are an essential staple for sewers, quilters, and crafters. In this class, learn how to make a multi-purpose Vinyl Mesh Tote including techniques for sewing vinyl mesh.



YOUTH TRACK

Youth Hand Sewing Class (Children 8 and older) – 9:15 a.m. OFFERED ONCE (Eunice Hayes, Sewing Professional, Licking County) Children will learn how to cut out a pattern, how to sew a running stitch and how to sew on buttons. Make a fox-shaped pouch that could be used as a little purse or a kid's handy bag. **Kit Fee: \$5.00 (Kit includes felt, Perle cotton, buttons, and needle)** **Class Limit: 15**

Accordion Scrapbook: "Measure Twice, Cut Once" (Double Session – OFFERED ONCE Youth Only) – 10:15 a.m. – 12:05 p.m. (Debra Pipes, Master Clothing Educator, Perry County) Youth will learn the importance of accurate measuring and cutting as they make a cute Accordion Scrapbook. **Class Limit 15**

"You Can Quilt" – (Triple Session – OFFERED ONCE Youth Only) - 12:15 p.m. – 3:05 p.m. (Debra Pipes, Master Clothing Educator, Perry County and Erin Davis, 4-H Advisor, Perry County) In this hands-on class, youth will learn to sew a quilt block using the "rail fence" pattern as per the Ohio 4-H quilt project book. **Bring fabric shears and basic sewing supplies. Kits provided by 4-H Alumni. Class Limit: 15**

Class Schedule

(Please remember to turn off all cell phones.)

9:15 a.m.

- ♥ Burrito Pillowcase
- ♥ Group Quilt Projects & Coordinating Pillow Sham
- ♥ It's a Wrap: Fabric Coil Coasters & Baskets
- ♥ Jewelry Making 101
- ♥ Keepsake Memory Bears from Loved Ones Clothing
- ♥ Make and Take Knitted Wash Cloth – **DOUBLE SESSION**
- ♥ Ready to Buy a Longarm Quilting Machine?
- ♥ Size Wise: How do I Select the Correct Pattern Size? – **OFFERED ONCE**
- ♥ Successful Serging
- ♥ Vinyl Mesh Tote
- ♥ **YOUTH Hand Sewing Class – OFFERED ONCE**

10:15 a.m.

- ♥ A Tisket, A Tasket, Ann's Woven Baskets
- ♥ Beginning Needle Tatting – **DOUBLE SESSION**
- ♥ Comfy and Classy: Sewing Casual Clothes
- ♥ It's a Wrap: Fabric Coil Coasters & Baskets
- ♥ Know Your Sewing Machine
- ♥ Learn Tunisian Crochet
- ♥ Make and Take Knitted Wash Cloth – **DOUBLE SESSION – continued**
- ♥ Pillow Wraps for all Seasons
- ♥ Quilted Coats 101
- ♥ Scrapstastic!
- ♥ **YOUTH – Accordion Scrapbook: "Measure Twice, Cut Once" Double Session – OFFERED ONCE**

11:15 a.m.

- ♥ Beginning Crochet
- ♥ Beginning Needle Tatting – **DOUBLE SESSION – continued**
- ♥ Crafting on a Budget
- ♥ Defining Detail: Quilting Basics and Beyond
- ♥ Denim Re-imagined
- ♥ Door Hanging Christmas Tree
- ♥ Fidget Quilts – **OFFERED ONCE**
- ♥ Needle Pie
- ♥ Notions, Gadgets and Tools we Love
- ♥ Pillow Wraps for all Seasons
- ♥ **YOUTH – Accordion Scrapbook: "Measure Twice, Cut Once" Double Session – OFFERED ONCE - continued**

Don't forget to enter the People's Choice Contest

Reading/Pocket Pillow



PERRY COUNTY
OHIO
HOMEMAKERS

12:15 p.m.

- ♥ Beginning Shuttle Tatting – **OFFERED ONCE**
- ♥ Burrito Pillowcase
- ♥ Group Quilt Projects & Coordinating Pillow Sham
- ♥ Jewelry Making 101
- ♥ Learn Tunisian Crochet
- ♥ Make and Take Knitted Wash Cloth – **DOUBLE SESSION**
- ♥ Quilted Coats 101
- ♥ Ready to Buy a Longarm Quilting Machine?
- ♥ Sewing Tool Tote and Mug Organizer
- ♥ Success Serging
- ♥ **YOUTH – "You Can Quilt" Triple Session – OFFERED ONCE**

1:15 p.m.

- ♥ Beginning Crochet
- ♥ Beginning Needle Tatting – **DOUBLE SESSION**
- ♥ Comfy and Classy: Sewing Casual Clothes
- ♥ Keepsake Memory Bears from Loved Ones Clothing
- ♥ Know Your Sewing Machine
- ♥ Make and Take Knitted Wash Cloth – **DOUBLE SESSION – continued**
- ♥ Needle Pie
- ♥ Pants Primer – **OFFERED ONCE**
- ♥ Scrapstastic!
- ♥ Vinyl Mesh Tote
- ♥ **YOUTH – "You Can Quilt" Triple Session – continued**

2:15 p.m.

- ♥ A Tisket, A Tasket, Ann's Woven Baskets
- ♥ Beginning Needle Tatting – **DOUBLE SESSION – continued**
- ♥ Broomstick Lace Scarf – **OFFERED ONCE**
- ♥ Crafting on a Budget
- ♥ Defining Detail: Quilting Basics and Beyond
- ♥ Denim Re-imagined
- ♥ Design Details: Pick a Pocket – **OFFERED ONCE**
- ♥ Door Hanging Christmas Tree
- ♥ Notions, Gadgets and Tools we Love
- ♥ Sewing Tool Tote and Mug Organizer
- ♥ **YOUTH – "You Can Quilt" Triple Session – continued**

New for 2022

Fat Quarter Raffle
bring a Fat Quarter - you're entered

Sewing Machine Raffle
Tickets \$2.00 each or 3 for \$5.00

