


OHIO 4-H WOODWORKING PROJECT OVERVIEW

MEASURING UP

PROJECT # 556



PROJECT RULES:

Project #	State Fair Class	Designation
556	J-1	Junior Division – through age 13
556	J-2	Senior Division – age 14 and up

1. A member can enroll in this project class for up to 3 years.
2. The member must complete and exhibit one constructed project. The project may be based on plans from the 4-H project book or a project of similar size and scope from any other plan. **The use of any woodworking kits is not permitted and any project constructed with a kit will be *disqualified*.**
3. The “designated adult helper” may dimension lumber to correct width. They may also advise and assist so long as the *member* does at least *90%* of the project work.
4. Allowable Tools: This is *primarily* a *HANDHELD* tool project: regardless of age. Any non-power tool may be used.
5. The following power tools may be used only with proper safety instruction and under direct supervision of the “designated adult helper”. Pictures and links are included below as examples of specific tools acceptable to these project levels (power hand sanders, oscillating belt sander, cordless power drills, jigsaw, scroll saw, hand wood burning tool).
6. Power tools used outside of approved list above will cause projects to be *disqualified* (i.e. power miter saw, thickness planer, table saw, drill press, power nailing devices, CNC, router, shaper, joiner, etc.).
7. Decorative finishes are not acceptable and will not be evaluated in final woodworking skills judging for this class (i.e. CNC, lasers, artificial flowers, poured resin finishes, etc.).
8. Professional spray finishing is prohibited in this class and using it will cause disqualification. For example, using a spray booth at a professional woodworking business or sending out to be finished.

OHIO 4-H WOODWORKING PROJECT OVERVIEW

Power hand sanders – [Link](#)



Oscillating belt sander - [Link](#)



Cordless Power drills - [Link](#)



Jigsaw - [Link](#)



Scroll saw - [Link](#)




Hand Wood Burning Tool - [Link](#)



OHIO 4-H WOODWORKING PROJECT OVERVIEW

MAKING THE CUT

PROJECT # 557



PROJECT RULES:


Project #	State Fair Class	Designation
557	J-3	Junior Division – through age 13
557	J-4	Senior Division – age 14 and up

1. A member **may** take this project class for up to 3 years before advancing.
2. The member must complete and exhibit one constructed project. The project may be based on plans from the 4-H project book or a project of similar size and scope from any other plan. **The use of any woodworking kits is not permitted and any project constructed with a kit will be disqualified.**
3. The “designated adult helper” may advise and demonstrate so long as the **member** does **100%** of the project work.
4. Allowable Tools: All tools in Project 556 plus the following power tools may be used only with proper safety instruction and under direct supervision of the “designated adult helper.”
 - Power miter saw, radial arm saw, thickness planer, table saw, cordless trim saw, drill press, power nailing devices, power belt sander, band saw, biscuit joiner, domino joiner, jointer, pocket screw joints.
5. Power tools used outside of approved list above will cause projects to be *disqualified*. PLEASE NOTE that CNC, router, router table, shaper, and lathe tools are NOT ALLOWED.
6. Decorative finishes are not acceptable and will not be evaluated in final woodworking skills judging for this class (i.e. CNC, lasers, artificial flowers, poured resin finishes, etc.).
7. Professional spray finishing is prohibited in this class and using it will cause disqualification. For example, using a spray booth at a professional woodworking business or sending out to be finished.

OHIO 4-H WOODWORKING PROJECT OVERVIEW

NAILING IT TOGETHER

PROJECT # 558



PROJECT RULES:


Project #	State Fair Class	Designation
558	J-5	Junior Division – through age 13
558	J-6	Senior Division – age 14 and up

1. A member **may** take this project class for up to 3 years before advancing.
2. The member must complete and exhibit one constructed project. The project may be based on plans from the 4-H project book or a project of similar size and scope from any other plan. **The use of any woodworking kits is not permitted and any project constructed with a kit will be disqualified.**
3. The “designated adult helper” may advise and demonstrate so long as the **member** does **100%** of the project work.
4. Allowable Tools: All tools in Project 556 and 557 plus the following power tool may be used only with proper safety instruction and under direct supervision of the “designated adult helper.”
-Router allowed in class J-5 and J-6
5. Power tools used outside of approved list above will cause projects to be *disqualified* PLEASE NOTE that CNC, lathe, shaper, router table, and dovetail jig are NOT ALLOWED.
6. Decorative finishes are not acceptable and will not be evaluated in final woodworking skills judging for this class (i.e. CNC, lasers, artificial flowers, poured resin finishes, etc.).
7. Professional spray finishing is prohibited in this class and using it will cause disqualification. For example, using a spray booth at a professional woodworking business or sending out to be finished.

OHIO 4-H WOODWORKING PROJECT OVERVIEW

FINISHING UP

PROJECT # 559



PROJECT RULES:

Project #	State Fair Class	Designation
559	J-7	All ages


1. A member **may** take this project class for up to 3 years before advancing.
2. The member must complete and exhibit one constructed project. The project may be based on plans from the 4-H project book or a project of similar size and scope from any other plan.
3. The “designated adult helper” may advise so long as the **member** does **100%** of the project work.
4. Allowable Tools: All tools in Project 556, 557, and 558 plus the following power tools may be used only with proper safety instruction and under direct supervision of the “designated adult helper.”

Lathe, shaper, router table, and dovetail jig allowed in class J-7
5. **PLEASE NOTE that CNC is NOT ALLOWED. Participants using power tools outside of approved list above will be disqualified.**
6. Decorative finishes are not acceptable and will not be evaluated in final woodworking skills judging for this class (i.e. CNC, lasers, artificial flowers, poured resin finishes, etc.).
7. Professional spray finishing is allowed in this class if member does 100% of the work and follows proper safety procedures. Those that send out and/or hire someone to finish project have project disqualified.

OHIO 4-H WOODWORKING PROJECT OVERVIEW

WOODWORKING MASTER

PROJECT # 560M



Project should show creativity, proper joinery technique, good layout and design.

Projects might include intarsia, carvings, marquetry, lathe work, original designs, refinished furniture, and antique furniture reproductions.

PROJECT RULES:

Project #	State Fair Class	Designation	Link to Book
560M	J-8	All ages	Woodworking Master

1. Member must have completed project 556, 557, 558 and 559 and have advanced-level woodworking experience.
2. The member must complete and exhibit one constructed project per project guidelines in the book. **The use of any woodworking kits is not permitted and projects constructed with a kit will be *disqualified*.**
3. The “designated adult helper” may advise so long as the ***member*** does **100%** of the project work.
4. Allowable Tools: All tools in Project 556, 557, 558 and 559 plus the following power tools may be used only with proper safety instruction and under direct supervision of the “designated adult helper.”

-CNC allowed in class J-8

5. Professional spray finishing is allowed in this class if member does 100% of the work and follows proper safety procedures. Those that send out and/or hire someone to finish project will have project ***disqualified***.